

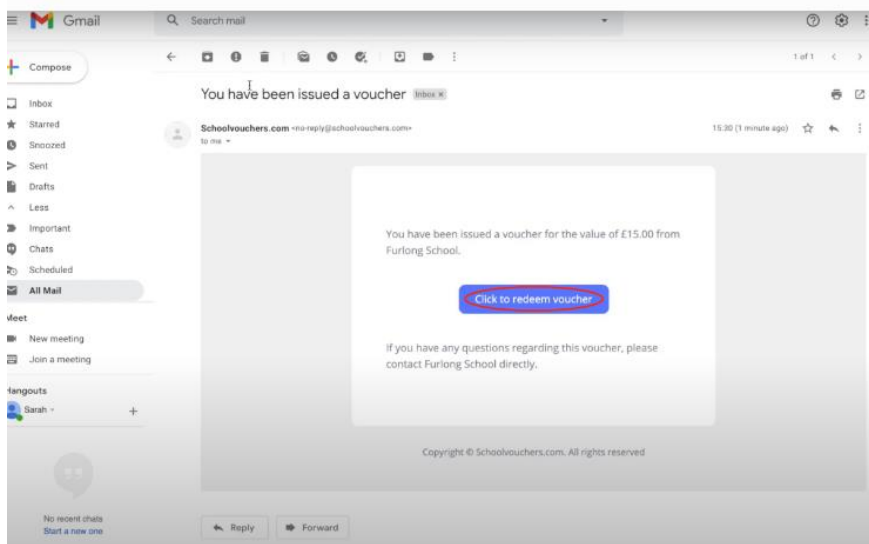
School Vouchers – How to claim Sida loo Codsado/Dalbado Foojar ka

Step 1

~~You will receive an~~ Waxaad heli doontaa fariin kuugu timaada email ~~from~~ 'ka oo' ku odhan doonta "ha soo jawaab celin" ('no-reply@schoolvouchers.com' ~~to say that you have been issued a voucher, please~~) oo odhanaysa waxaa lagu soo diray foojar, fadlan 'riix si aad u isticmaasho' ('Click to redeem voucher')

Formatted: Justified

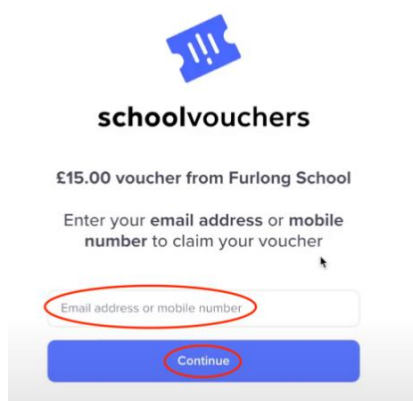
'Click to redeem voucher'.



Step 2

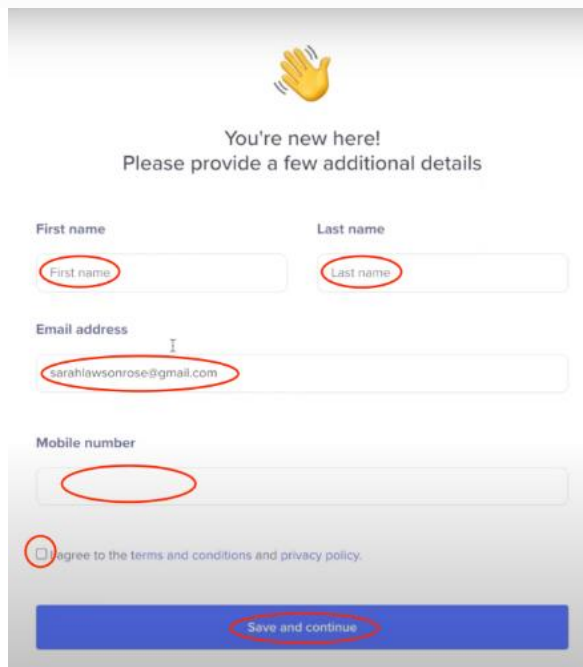
~~When you click on the link, you will be taken to the following page, please enter either your email address or phone number then press 'continue'.~~

marka aad riixdo xidhiidhka(link), Waxaad aadaysaa boggan soo socda, fadlan geli/kor qor email kaaga ama lambarka tilifoonkaaga kadibna riix 'Sii wad'.



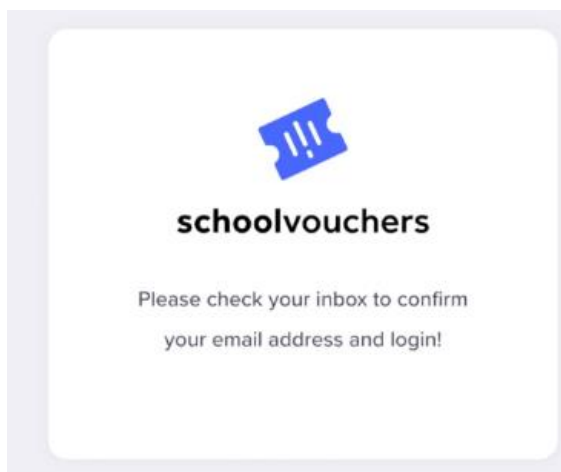
Step 3

~~You will then be taken to the following page to create~~ Kadiba waxaa lagu wadayaa boggan soo socda si aad u sameysato xisaabtaada(your account- Please enter-). Fadlan geli/ku qor faafaahintaada(your details then tick the) kadibna sax sanduuqa shuruudaha iyo xeerarka (terms and conditions box before pressing 'continue') ka hor inta aadan riixin 'sii wad'.



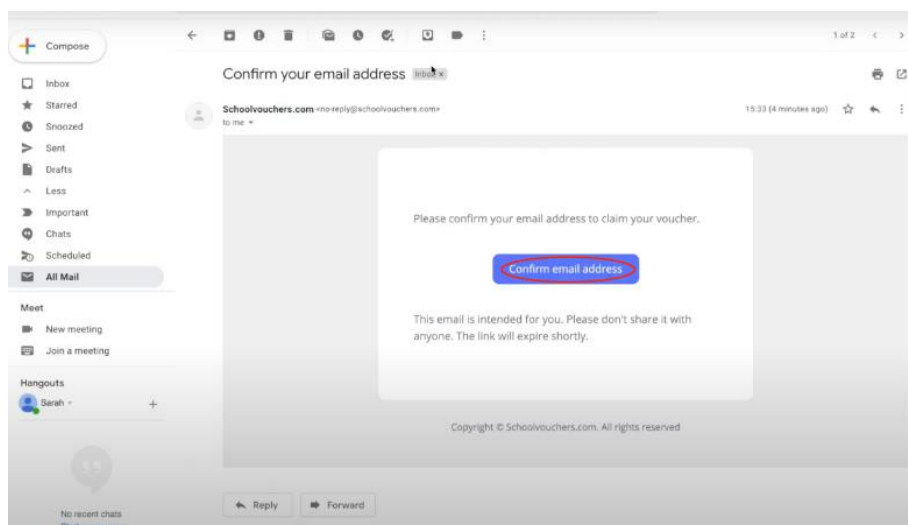
Step 4

~~You will then be asked to check your inbox to confirm your email address.~~



Step 5

~~Once you have received the Marka aad hesho email, please press 'confirm ka,~~



~~fadlan riix 'cadee Cinwaanka email address'kaaga'.~~

Step 6

~~Confirm you wish to accept the gift vouchers.~~

Step 7

Once confirmed, Please ~~copy the pin code and press 'view voucher'.~~

~~*waxaa lag yaabaa in lagu warsado tiiro-sireedka/PIN or Challengeama fure sireedka/challenge Key – this is the kani waa tiro-sireedkii/code received once you have clicked 'aad heshay markii aad riixday cadee/Confirm' .~~

~~Once you have entered the Marka aad geliso tiro-sireedka/PIN or Challenge ama fure-sireedka/challenge Key, press 'riix ' aad/Go to kaadhka Deeqda/Digital Gift Card'~~